



Powerful new treatment for the pain of osteoarthritis.


Fast acting. Long lasting.

CINGAL

CROSS-LINKED SODIUM HYALURONATE
WITH TRIAMCINOLONE HEXACETONIDE
FOR INTRA-ARTICULAR INJECTION

CINGAL® is the first and only approved combination viscosupplement formulated to provide the benefit of a cross-linked hyaluronic acid and a fast acting steroid.





Only CINGAL®

CINGAL® combines Anika's proprietary cross-linked hyaluronic acid formulation, with proven effects through 6 months, with a well-established FDA approved steroid.

Triamcinolone Hexacetonide (steroid) injections have been used for over 45 years for their potent anti-inflammatory effects, to reduce pain quickly and allow earlier motion. While steroids provide rapid pain relief, the effects are typically short lived.^{1,2,3}

Hyaluronic acid (HA) is a naturally occurring biocompatible molecule found throughout the body and is a vital component of healthy joint and tissue function. HA viscosupplements have been used for more than 25 years to reduce pain associated with osteoarthritis (OA), improve viscoelastic properties of the synovial fluid and protect the surface of articular cartilage.^{4,5,6,7} While traditional HA injections can deliver long lasting pain relief, the patient does not typically experience the peak effects until 8 weeks after the final injection.^{1,2,3,11}

Only CINGAL® works by combining the best of fast acting steroids with a long-lasting viscosupplement to deliver rapid pain relief proven to last through 6 months.

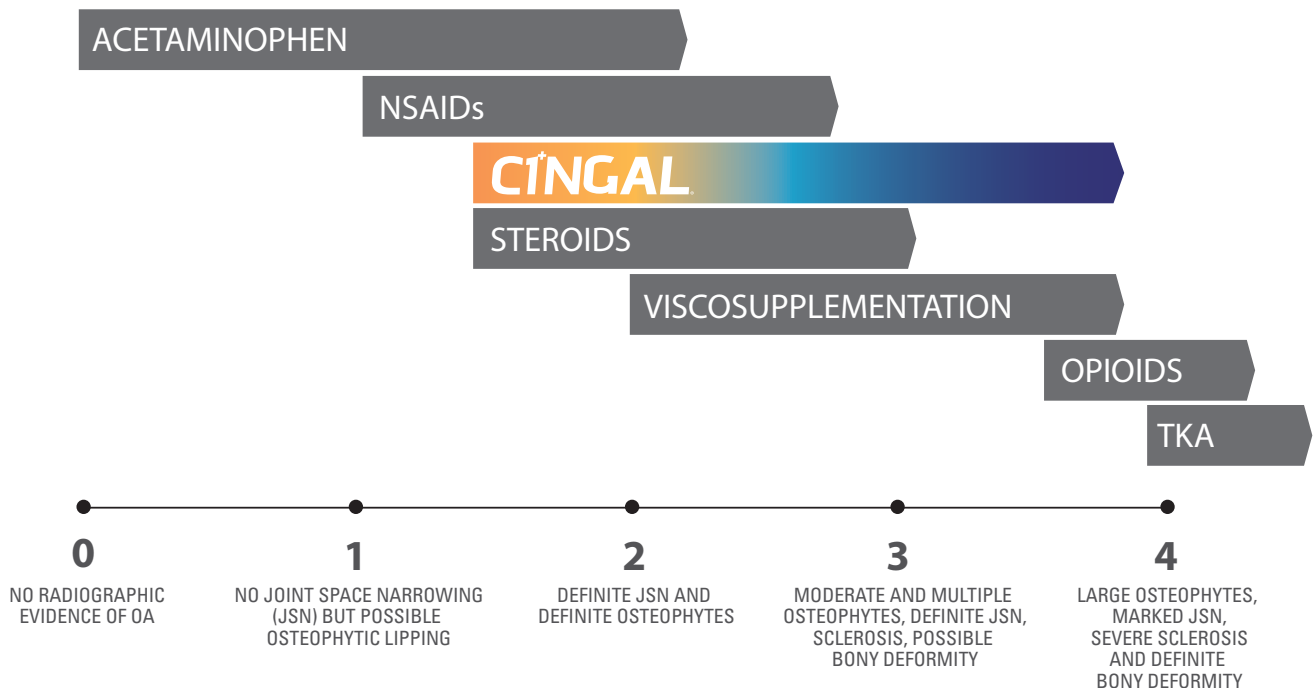




The Science behind CINGAL®

Micronized particles of the water-insoluble steroid are suspended in the viscoelastic HA gel and reside within CINGAL® as a separate solid phase. Both the HA and steroid remain unchanged by incorporation into the CINGAL® formulation and by sterilization.⁹

CINGAL® EXTENDS THE PROVEN BENEFITS OF ANIKA'S PROPRIETARY HIGH CONCENTRATION CROSS-LINKED HYALURONIC ACID FORMULATION TO A BROADER RANGE OF PATIENTS ACROSS THE SPECTRUM OF OSTEOARTHRITIS MANAGEMENT



KELLGREN & LAWRENCE CLASSIFICATION SYSTEM OF KNEE OSTEOARTHRITIS SEVERITY

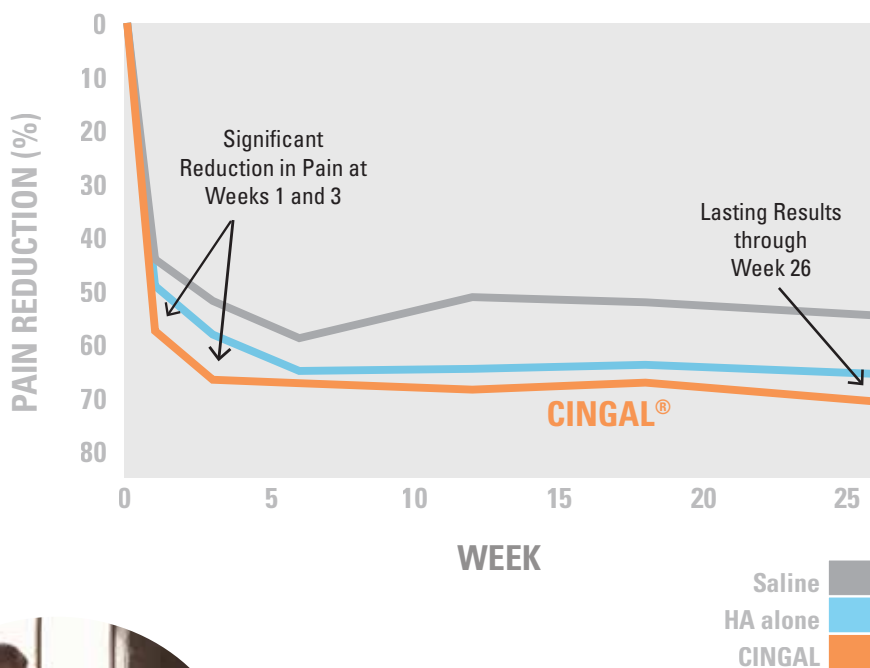


Fast acting. Long lasting.

CINGAL[®] is a powerful, first in class treatment that combines the proven benefits of Anika's proprietary high concentration cross-linked hyaluronic acid formulation, approved for long-term pain relief, with a well-established FDA-approved steroid to treat inflammation.

This unique combination provides rapid pain relief that lasts through 6 months.

CINGAL[®] WAS SUPERIOR TO SALINE AT 26 WEEKS IN WOMAC PAIN SCORE DELIVERING A 72% (-42.4mm) IMPROVEMENT RELATIVE TO BASELINE



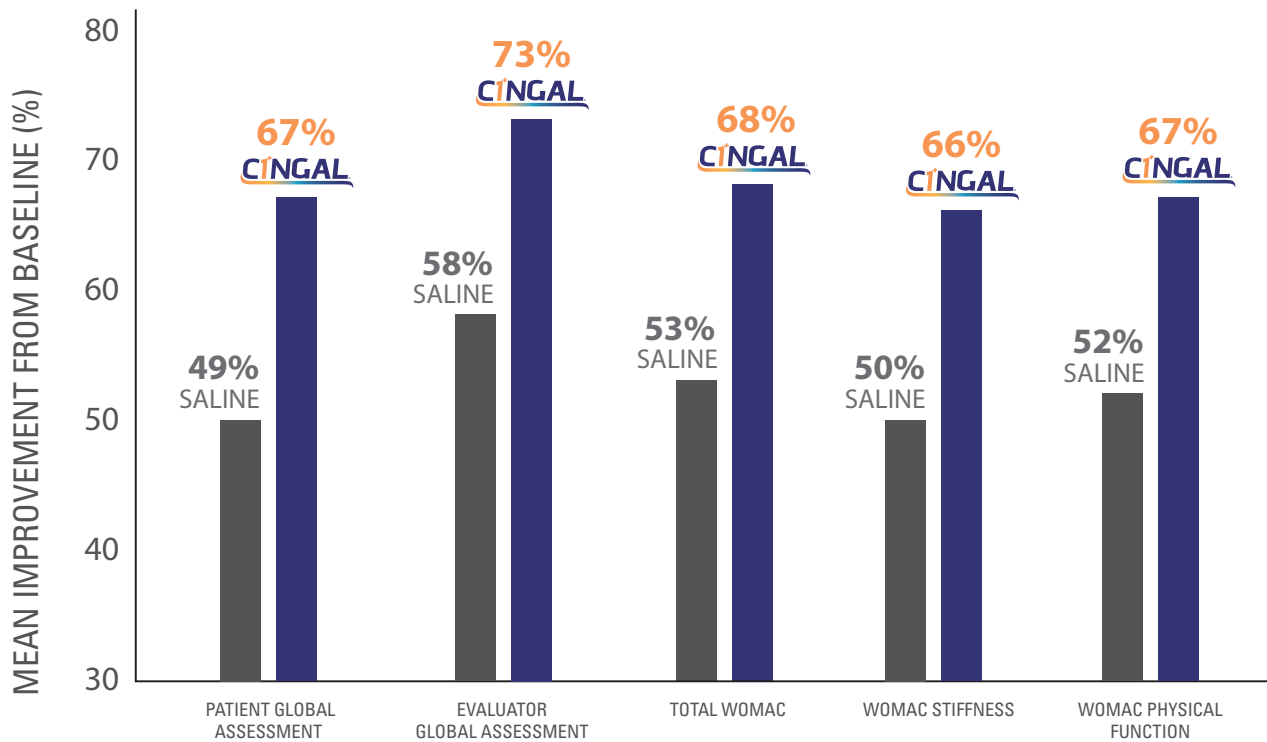
> **CINGAL[®] DELIVERS FASTER PAIN RELIEF COMPARED TO HA WITHOUT STEROID, PROVIDING STATISTICALLY SIGNIFICANT REDUCTION IN PAIN AT WEEKS ONE AND THREE RELATIVE TO HA VISCOSUPPLEMENT OR SALINE.¹⁰**

> **CINGAL[®] PATIENTS EXPERIENCED LONG LASTING PAIN RELIEF, PROVIDING STATISTICALLY SIGNIFICANT REDUCTION IN PAIN THROUGH WEEK 26 RELATIVE TO SALINE.¹⁰**



Clinically Proven

CINGAL® SHOWS HIGHLY STATISTICAL IMPROVEMENT COMPARED TO SALINE AT ALL SECONDARY ENDPOINTS AT 26 WEEKS



> CINGAL® demonstrated clinically significant improvement over saline from the evaluator and patient perception¹⁰

> CINGAL® was superior to saline in all WOMAC assessments¹⁰

THE CINGAL® BENEFITS

- » Fast acting pain relief
- » Long lasting pain relief
- » Convenient single-injection treatment
- » Highly concentrated, non-animal based HA
- » Safe and effective

THE CINGAL® PATIENT

- » Demands quick results
- » Prefers a single visit treatment
- » Desires to remain active
- » Looks to delay reconstructive surgery

THE FIRST AND ONLY COMBINATION HA + STEROID



Description

CINGAL® is a novel combination HA plus steroid single-injection treatment for the pain associated with osteoarthritis. CINGAL® combines the high molecular weight cross-linked hyaluronic acid (HA) formulation of MONOVISC® with a corticosteroid for additional short-term pain relief.

Indications

CINGAL® is indicated as a viscoelastic supplement or a replacement for synovial fluid in human joints. CINGAL® is well suited for rapid and long term relief of the symptoms of human joint dysfunctions such as osteoarthritis. The actions of CINGAL® are long term relief of symptoms by lubrication and mechanical support supplemented by short-term pain relief provided by triamcinolone hexacetonide.

Directions For Use

The pre-filled syringe is intended for single use only. The contents of the syringe should be used immediately after opening. Discard any unused CINGAL®. Do not resterilize.

- Store at 2 to 25°C. Protect from freezing. Refrigerated CINGAL® should be allowed to reach room temperature (approx. 20-45 min.) prior to use.
- Only medical professionals trained in accepted injection techniques for delivering agents into the knee joint should inject CINGAL® for the indicated use.

Contents

The product contains 22 mg/mL high molecular weight cross-linked hyaluronic acid produced from bacterial fermentation, 4.5 mg/mL triamcinolone hexacetonide.

How Supplied

CINGAL® is supplied as a 4 mL unit dose in a terminally-sterilized 5 mL glass syringe.

Authorized Distributor (Malaysia) :



CIMed Healthcare Sdn Bhd

Bridging HealthCare
with Innovation

(889001-X)

C-6-1 & C-6-3A LOBBY C, Melawati Corporate Centre, Lot 29242,
Jalan Bandar Melawati, Taman Melawati, 53100 Kuala Lumpur, Malaysia.
Tel: +603 4101 0668 Fax: +603 4161 5685
www.cimedhealthcare.com

REFERENCES

1. Bellamy N, Campbell J, Robinson V, et al. Intraarticular corticosteroid for treatment of osteoarthritis of the knee. Cochrane Database Syst Rev. 2006 Apr 19;(2):CD005328.
2. Ozturk C, Atamaz F, Hegguler S, et al. The safety and efficacy of Intra-articular hyaluronan with/without corticosteroid in knee osteoarthritis: 1-year, single-blind, randomized study. Rheumatol Int. 2006 Feb;26(4):314-9.
3. de Campos GC, Rezende MU, Pailo AF, et al. Adding triamcinolone improves viscosupplementation: a randomized clinical trial. Clin Orthop Relat Res. 2013 Feb;471(2):613-20.
4. Fukuda K, Dan H, Takayama M, Kumano F, Saitoh M, Tanaka S. Hyaluronic acid increases proteoglycan synthesis in bovine articular cartilage in the presence of interleukin-1. J Pharmacol Exp Ther 1996; 277: 1672-1675.
5. Asari A, Mizuno S, Tanaka I, Sunose A, Kuriyama S, Miyazaki K, Namiki O. Suppression of hyaluronan and prostaglandin E2 production in traumatic arthritic synovial cells by NaHA. Connective Tissue 1997; 29: 1-5.
6. Takahashi K, Goomer RS, Harwood F, Kubo T, Hirasawa Y, Amiel D. The effects of hyaluronan on matrix metalloproteinase-3 (MMP-3), interleukin-1beta (IL-1beta), and tissue inhibitor of metalloproteinase-1 (TIMP-1) gene expression during the development of osteoarthritis. Osteoarthritis Cartilage 1999; 7: 182-190.
7. Masuko K., M. Murata, K. Yudoh, T. Kato, H. Nakamura. Anti-inflammatory effects of hyaluronan in arthritis therapy: Not just for viscosity. Int J Gen Med. 2009; 2: 77-81.
8. Clinical Efficacy and Safety of MONOVISC™: A lightly cross-linked highly concentrated hyaluronan specially formulated for single injection in osteoarthritis. White Paper Study conducted by Michael J. Daley, PhD. 2013 9. Anika data on file
10. CINGAL 13-01, a randomized, double-blind, placebo-controlled, active comparator Phase 3 study
11. Bannuru R, Natov N, Dasi U, et al. Therapeutic trajectory following intra-articular hyaluronan injection in knee osteoarthritis - meta-analysis. Osteoarthritis and Cartilage 19 (2011) 611-619.



CINGAL®

CINGAL is a registered trademark of Anika Therapeutics, Inc., Bedford, MA 01730 U.S.A.

The information contained in this brochure applies exclusively to territories outside of U.S.A.

AML 900-065/B

www.anikatherapeutics.com

Information applies exclusively to territories outside of U.S.A.